



Stainless Steel Inox Edelstahl Inoxydable

ISO A - ISO B - Standard
ISO A - ISO B - Standard
ISO A - ISO B - Standard
ISO A - ISO B - Standard

Agriculture
Agriculture
Agriculture
Agriculture

Screw Together
Innesti a Vite
Schraubkupplungen
A Visser

Check Valves
Valvole Unidirezionali
Rückschläventile
Clapet Anti-retour

Diagnostic
Diagnostici
Diagnostik Kupplung
Diagnostik

Flat Face
Innesti Faccia Piana
Flachdichtend
Clapet à Face Plat

Multifaster
Multiconnessioni
Multikupplungen
Multifaster

Features	Caratteristiche	Merkmale	Caractéristiques
Connexion by pulling back the sleeve	Connessione mediante arretramento ghiera parte femmina	Kuppeln durch Einstecken des Kupplungssteckers	Connexion en poussant le coupleur mâle
Disconnexion by pulling back the female sleeve	Disconnessione mediante arretramento ghiera parte femmina	Entkuppeln, durch Zurückziehen der Verriegelungshülse	Déconnexion en en tirant la bague femelle
Shut off by poppet valve	Sistema di tenuta mediante valvola	Verschluss durch flachdichtendes Ventil	Système d'étanchéité a clapet standard
Connexion under pressure not allowed	Connessione in pressione non consentita	Kuppeln unter Druck nicht erlaubt	Connexion sous pression non autorisée
Disconnexion under pressure not allowed	Disconnessione in pressione non consentita	Entkuppeln unter Druck nicht erlaubt	Déconnexion sous pression non autorisée
Interchangeability according to ISO 7241-1 Part B	Intercambiabilità secondo norme ISO ISO 7241-1 Part B	Austauschbarkeit gemäß ISO 5271-1 Teil B	Interchangeabilité selon ISO 7241-1 part B

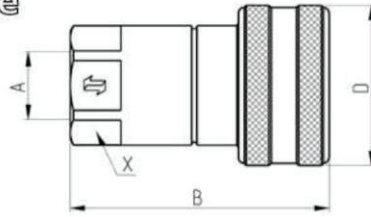
Fields of application
Settori di applicazione
Anwendungsbereiche
Domaines d'application



Size Base BG Taille		Working pressure Pressione di esercizio Betriebsdruck Pression de service	Flow Rate Portata Durchsatz Débit	Burst Pressures Pressione di scoppio Berstdruck Pression d'éclatement		
mm	inch	MPa (PSI)	@ 0,2 MPa pressure drop l/min (GPM)	 MPa (PSI)	 MPa (PSI)	 MPa (PSI)
6.3	1/4"	35 (5075)	14 (3.08)	140 (20300)	200 (29000)	200 (29000)
10	3/8"	27 (3900)	27 (5.9)	110 (15950)	110 (15950)	160 (23200)
12.5	1/2"	32 (4625)	60 (15.9)	150 (21750)	130 (18850)	130 (18850)
20	3/4"	25 (3750)	110 (29.1)	100 (14500)	105 (15225)	165 (24000)
25	1"	21 (3025)	150 (39.7)	84 (12175)	90 (13050)	106 (15350)
40	1 1/2"	14 (2025)	750 (198.4)	56 (8100)	56 (8100)	60 (8700)
50	2"	9 (1300)	1600 (423.3)	38 (5500)	40 (5800)	45 (6525)

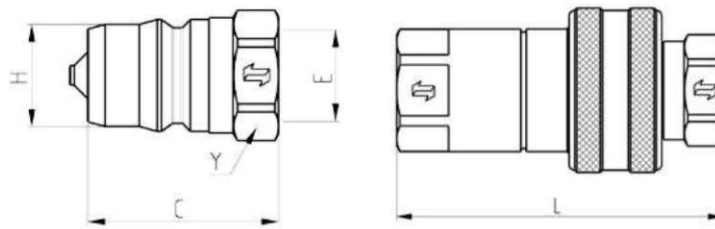
Technical Specifications	Specifiche Tecniche	Technischen Daten	Caractéristiques Techniques
 Stainless Steel 316	Acciaio Inox 316	Edelstahl AISI 316	Acier inoxydable AISI 316
 Viton Backup ring in PTFE	Viton Anello antiestrusione PTFE	Viton Stützring bei PTFE	Viton Anneau anti-extrusion en PTFE
 -20°C to +200°C (-4°F to + 392°F)	-20°C a + 200°C (-4°F a + 392°F)	-20°C to +200°C (-4°F to + 392°F)	-20°C à +200°C (-4°F à + 392°F)
 -	-	-	-
 According to ISO 7241-2	Secondo la norma ISO 7241-2	Nach ISO 7241-2	Selon la norme ISO 7241-2

HNV Stainless Steel Inox Edelstahl Inoxydable



Female - Femmina - Muffe - Femelle :

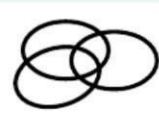





Size Base BG Taille	Thread Filetto Anschluss Filetage	Part Number Codice Articolo Artikelnummer Désignation	A	B	D	X	Weight Peso Gewicht Poids	Package Confezione Verpackung Colis
mm	Inch.		mm (in)	mm (in)	mm (in)	mm (in)	g (lbs)	No.
6.3	1/4"	F	HNV 14 GAS F 2V	1/4" BSP Female	56 (2.20)	28 (1.10)	19 (0.75)	
6.3	1/4"	F	HNV 14 NPT F 2V	1/4" NPTF Female	56 (2.20)	28 (1.10)	19 (0.75)	
10	3/8"	F	HNV 38 GAS F 2V	3/8" BSP Female	64 (2.52)	35 (1.38)	24 (0.94)	
10	3/8"	F	HNV 38 NPT F 2V	3/8" NPTF Female	64 (2.52)	35 (1.38)	24 (0.94)	
12.5	1/2"	F	HNV 12 GAS F 2V	1/2" BSP Female	72 (2.83)	44 (1.73)	30 (1.18)	
12.5	1/2"	F	HNV 12 NPT F 2V	1/2" NPTF Female	72 (2.83)	44 (1.73)	30 (1.18)	
20	3/4"	F	HNV 34 GAS F 2V	3/4" BSP Female	89 (3.50)	52 (2.05)	36 (1.42)	
20	3/4"	F	HNV 34 NPT F 2V	3/4" NPTF Female	89 (3.50)	52 (2.05)	36 (1.42)	
25	1"	F	HNV 1 GAS F 2V	1" BSP Female	106 (4.17)	62 (2.44)	41 (1.61)	
25	1"	F	HNV 1 NPT F 2V	1" NPTF Female	106 (4.17)	62 (2.44)	41 (1.61)	
40	1-1/2"	F	HNV112 GAS F 2V	1-1/2" BSP Female	126 (4.96)	75 (2.95)	65 (2.56)	
50	2"	F	HNV 2 GAS F 2V	2" BSP Female	142 (5.59)	105 (4.13)	89 (3.50)	



Male - Maschio - Stecker - Male :

Size Base BG Taille	Thread Filetto Anschluss Filetage	Part Number Codice Articolo Artikelnummer Désignation	E	C	L	H	Y	Weight Peso Gewicht Poids	Package Confezione Verpackung Colis
mm.	Inch.		mm (in)	mm (in)	mm (in)	mm (in)	mm (in)	g (lbs)	No.
6.3	1/4"	F	HNV 14 GAS M 2V	1/4" BSP Female	35 (1.38)	B+C -21 (0.83)	14.1 (0.55)	19 (0.75)	
6.3	1/4"	F	HNV 14 NPT M 2V	1/4" NPTF Female	35 (1.38)	B+C -21 (0.83)	14.1 (0.55)	19 (0.75)	
10	3/8"	F	HNV 38 GAS M 2V	3/8" BSP Female	39 (1.54)	B+C -25 (0.98)	19 (0.75)	22 (0.87)	
10	3/8"	F	HNV 38 NPT M 2V	3/8" NPTF Female	39 (1.54)	B+C -25 (0.98)	19 (0.75)	22 (0.87)	
12.5	1/2"	F	HNV 12 GAS M 2V	1/2" BSP Female	44 (1.73)	B+C -28 (1.10)	23.5 (0.92)	27 (1.06)	
12.5	1/2"	F	HNV 12 NPT M 2V	1/2" NPTF Female	44 (1.73)	B+C -28 (1.10)	23.5 (0.92)	27 (1.06)	
20	3/4"	F	HNV 34 GAS M 2V	3/4" BSP Female	55 (2.16)	B+C -34 (1.34)	31.4 (1.24)	34 (1.34)	
20	3/4"	F	HNV 34 NPT M 2V	3/4" NPTF Female	55 (2.16)	B+C -34 (1.34)	31.4 (1.24)	34 (1.34)	
25	1"	F	HNV 1 GAS M 2V	1" BSP Female	66 (2.60)	B+C -40 (1.57)	37.8 (1.49)	41 (1.61)	
25	1"	F	HNV 1 NPT M 2V	1" NPTF Female	66 (2.60)	B+C -40 (1.57)	37.8 (1.49)	41 (1.61)	
40	1-1/2"	F	HNV112 GAS M 2V	1-1/2" BSP Female	126 (4.96)	B+C -54 (2.13)	44.5 (1.75)	65 (2.56)	
50	2"	F	HNV 2 GAS M 2V	2" BSP Female	142 (5.59)	B+C -65 (2.56)	63.2 (2.49)	89 (3.50)	

Accessories - Accessori - Zubehör - Accessoires

Size Base BG Taille		Dust protections Tappi Protezione Staubschutzteile Capuchons		Dust protections Tappi Protezione Staubschutzteile Capuchons		Seal Kits Guarnizioni di ricambio Ersatzdichtungen Joints	Package Confezione Verpackung Colis
		PVC	Aluminum	PVC	Aluminum		
mm	inch	Part Number Codice Articolo Artikelnummer Désignation	Colour Colore Farbe Couleur	Part Number Codice Articolo Artikelnummer Désignation	Colour Colore Farbe Couleur		
6.3	1/4"	TFH 14				SK HNV 14 V	1*
10	3/8"	TFH 38				SK HNV 38 V	1*
12.5	1/2"	TFH 12				SK HNV 12 V	1*
20	3/4"	TFH 34				SK HNV 34 V	1*
25	1"	TFH 1				SK HNV 1 V	1*
40	1-1/2"					SK HNV 112 V	1**
50	2"					SK HNV 2 V	1**

*10 Viton O'rings + 10 PTFE rings ** 5 Viton O'rings

Thread Filetto Anschluss Filetage

