

# HNV Brass Ottone Messing Laiton



ISO A - ISO B - Standard  
ISO A - ISO B - Standard  
ISO A - ISO B - Standard  
ISO A - ISO B - Standard

Agriculture  
Agricoltura  
Agriculture  
Agriculture

Screw Together  
Innesti a Vite  
Schraubkupplungen  
A Visser

Check Valves  
Valvole Unidirezionali  
Rückschläventile  
Clapet Anti-retour

Diagnostic  
Diagnostici  
Diagnostik Kupplung  
Diagnostik

Fiat Face  
Innesti Faccia Piana  
Flachdichtend  
Clapet à Face Plat

Multifaster  
Multiconnessioni  
Multikupplungen  
Multifaster

Features	Caratteristiche	Merkmale	Caractéristiques
Connexion by pulling back the sleeve	Connessione mediante arretramento ghiera parte femmina	Kuppeln durch Einstecken des Kupplungssteckers	Connexion en poussant le coupleur mâle
Disconnexion by pulling back the female sleeve	Disconnessione mediante arretramento ghiera parte femmina	Entkuppeln, durch Zurückziehen der Verriegelungshülse	Déconnexion en en tirant la bague femelle
Shut off by poppet valve	Sistema di tenuta mediante valvola	Verschluss durch flachdichtendes Ventil	Système d'étanchéité a clapet standard
Connexion under pressure not allowed	Connessione in pressione non consentita	Kuppeln unter Druck nicht erlaubt	Connexion sous pression non autorisée
Disconnexion under pressure not allowed	Disconnessione in pressione non consentita	Entkuppeln unter Druck nicht erlaubt	Déconnexion sous pression non autorisée
Interchangeability according to ISO 7241-1 Part B	Intercambiabilità secondo norme ISO 7241-1 Part B	Austauschbarkeit gemäß ISO 5271-1 Teil B	Interchangeabilité selon ISO 7241-1 part B

**Fields of application**  
**Settori di applicazione**  
**Anwendungsbereiche**  
**Domaines d'application**

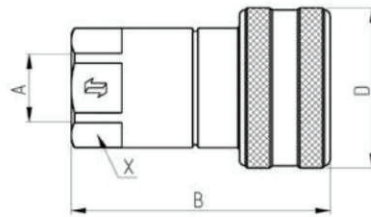


Size Base BG Taille		Working pressure Pressione di esercizio Betriebsdruck Pression de service	Flow Rate Portata Durchsatz Débit	Burst Pressures Pressione di scoppio Berstdruck Pression d' éclatement		
			@ 0,2 MPa pressure drop			
mm	inch	MPa (PSI)	l/min (GPM)	MPa (PSI)	MPa (PSI)	MPa (PSI)
3	1/8"	22 (3175)	6 (1.6)	90 (13050)	140 (20300)	150 (21750)
6.3	1/4"	20 (2900)	16 (4.2)	80 (11600)	120 (17400)	120 (17400)
10	3/8"	15 (2175)	25 (6.6)	60 (8700)	70 (10150)	100 (14500)
12.5	1/2"	17 (2450)	60 (15.9)	70 (10150)	90 (13050)	90 (13050)
20	3/4"	10 (1450)	110 (29.0)	40 (5800)	50 (7250)	102 (14775)
25	1"	14 (2025)	150 (39.6)	56 (8100)	58 (8400)	80 (11600)
40	1 1/2"	7 (1000)	750 (198.4)	30 (4350)	33 (4775)	40 (5800)
50	2"	6 (850)	1600 (423.0)	25 (3625)	27 (3900)	31 (4475)

Technical Specifications	Specifiche Tecniche	Technischen Daten	Caractéristiques Techniques
Brass	Ottone	Messing	Laiton
NBR	NBR	NBR	NBR
-25°C to +125°C (-13°F to +257°F)	-25°C a +125°C (-13°F a +257°F)	-25°C to +125°C (-13°F to +257°F)	-25°C à +125°C (-13°F à +257°F)
-	-	-	-
According to ISO 7241-2	Secondo la norma ISO 7241-2	Nach ISO 7241-2	Selon la norme ISO 7241-2

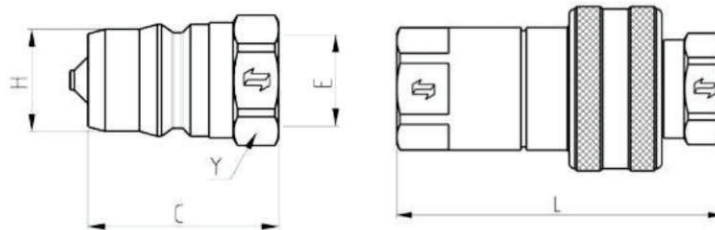
Brass  
Ottone  
Messing  
Laiton

# HNV



**Female - Femmina - Muffe - Femelle :**

Size Base BG Taille	Thread Filetto Anschluss Filetage	Part Number Codice Articolo Artikelnummer Désignation	A	B	D	X	Weight Peso Gewicht Poids	Package Confezione Verpackung Colis
mm	inch.		mm (in)	mm (in)	mm (in)	mm (in)	grams	No.
3	1/8"	HNV 18 GAS F 5	1/8" BSP Female	50 (1.97)	23 (0.91)	18 (0.71)		
3	1/8"	HNV 18 NPT F 5	1/8" NPTF Female	50 (1.97)	23 (0.91)	18 (0.71)		
6.3	1/4"	HNV 14 GAS F 5	1/4" BSP Female	56 (2.20)	28 (1.10)	19 (0.75)		
6.3	1/4"	HNV 14 NPT F 5	1/4" NPTF Female	56 (2.20)	28 (1.10)	19 (0.75)		
10	3/8"	HNV 38 GAS F 5	3/8" BSP Female	64 (2.52)	35 (1.38)	24 (0.94)		
10	3/8"	HNV 38 NPT F 5	3/8" NPTF Female	64 (2.52)	35 (1.38)	24 (0.94)		
12.5	1/2"	HNV 12 GAS F 5	1/2" BSP Female	72 (2.83)	44 (1.73)	30 (1.18)		
12.5	1/2"	HNV 12 NPT F 5	1/2" NPTF Female	72 (2.83)	44 (1.73)	30 (1.18)		
20	3/4"	HNV 34 GAS F 5	3/4" BSP Female	89 (3.50)	52 (2.05)	36 (1.42)		
20	3/4"	HNV 34 NPT F 5	3/4" NPTF Female	89 (3.50)	52 (2.05)	36 (1.42)		
25	1"	HNV 1 GAS F 5	1" BSP Female	106 (4.17)	62 (2.44)	41 (1.61)		
25	1"	HNV 1 NPT F 5	1" NPTF Female	106 (4.17)	62 (2.44)	41 (1.61)		
40	1-1/2"	HNV112 GAS F 5	1-1/2" BSP Female	126 (4.96)	75 (2.95)	65 (2.56)		
50	2"	HNV 2 GAS F 5	2" BSP Female	142 (5.59)	105 (4.13)	89 (3.50)		



**Male - Maschio - Stecker - Male :**

Size Base BG Taille	Thread Filetto Anschluss Filetage	Part Number Codice Articolo Artikelnummer Désignation	E	C	L	H	Y	Weight Peso Gewicht Poids	Package Confezione Verpackung Colis
mm.	inch.		mm (in)	mm (in)	mm (in)	mm (in)	mm (in)	grams	No.
3	1/8"	HNV 18 GAS M 5	1/8" BSP Female	32 (1.25)	B+C -19 (0.75)	10.8 (0.43)	16 (0.63)		
3	1/8"	HNV 18 NPT M 5	1/8" NPTF Female	32 (1.25)	B+C -19 (0.75)	10.8 (0.43)	16 (0.63)		
6.3	1/4"	HNV 14 GAS M 5	1/4" BSP Female	35 (1.38)	B+C -21 (0.83)	14.1 (0.55)	19 (0.75)		
6.3	1/4"	HNV 14 NPT M 5	1/4" NPTF Female	35 (1.38)	B+C -21 (0.83)	14.1 (0.55)	19 (0.75)		
10	3/8"	HNV 38 GAS M 5	3/8" BSP Female	39 (1.54)	B+C -25 (0.98)	19 (0.75)	22 (0.87)		
10	3/8"	HNV 38 NPT M 5	3/8" NPTF Female	39 (1.54)	B+C -25 (0.98)	19 (0.75)	22 (0.87)		
12.5	1/2"	HNV 12 GAS M 5	1/2" BSP Female	44 (1.73)	B+C -28 (1.10)	23,5 (0.92)	27 (1.06)		
12.5	1/2"	HNV 12 NPT M 5	1/2" NPTF Female	44 (1.73)	B+C -28 (1.10)	23,5 (0.92)	27 (1.06)		
20	3/4"	HNV 34 GAS M 5	3/4" BSP Female	55 (2.16)	B+C -34 (1.34)	31.4 (1.24)	34 (1.34)		
20	3/4"	HNV 34 NPT M 5	3/4" NPTF Female	55 (2.16)	B+C -34 (1.34)	31.4 (1.24)	34 (1.34)		
25	1"	HNV 1 GAS M 5	1" BSP Female	66 (2.60)	B+C -40 (1.57)	37,8 (1.49)	41 (1.61)		
25	1"	HNV 1 NPT M 5	1" NPTF Female	66 (2.60)	B+C -40 (1.57)	37,8 (1.49)	41 (1.61)		
40	1-1/2"	HNV112 GAS M 5	1-1/2" BSP Female	126 (4.96)	B+C -54 (2.13)	44.5 (1.75)	65 (2.56)		
50	2"	HNV 2 GAS M 5	2" BSP Female	142 (5.59)	B+C -65 (2.56)	63.2 (2.49)	89 (3.50)		

ISO A - ISO B - Standard  
ISO A - ISO B - Standard  
ISO A - ISO B - Standard  
ISO A - ISO B - Standard

Agriculture  
Agricoltura  
Agriculture  
Agriculture

Screw Together  
Innesti a Vite  
Schnabkuppungen  
A Visser














Check Valves  
Valvole Unidirezionali  
Rückschventile  
Clapet Anti-retour

Diagnostic  
Diagnostici  
Diagnostik Kuppung  
Diagnostic

Flat Face  
Innesti Faccia Piana  
Flachdichtend  
Clapet a Face Plat

Multifaster  
Multiconnessioni  
Multikuppungen  
Multifaster

## Accessories - Accessori - Zubehör - Accessoires

Size Base BG Taille	Dust protections Tappi Protezione Staubschutzteile Capuchons				Dust protections Tappi Protezione Staubschutzteile Capuchons				Seal Kits Guarnizioni di ricambio Ersatzdichtungen Joints	Package Confezione Verpackung Colis
	PVC		Aluminum		PVC		Aluminum			
mm	inch.	Part Number Codice Articolo Artikelnummer Désignation	Colour Colore Farbe Couleur	Part Number Codice Articolo Artikelnummer Désignation	Part Number Codice Articolo Artikelnummer Désignation	Colour Colore Farbe Couleur	Part Number Codice Articolo Artikelnummer Désignation			
3	1/8"	TFH 18			TMH 18			SK HNV 14	1*	
6.3	1/4"	TFH 14			TMH 14			SK HNV 14	1*	
10	3/8"	TFH 38			TMH 38			SK HNV 38	1*	
12.5	1/2"	TFH 12			TMH 12			SK HNV 12	1*	
20	3/4"	TFH 34			TMH 34			SK HNV 34	1*	
25	1"	TFH 1			TMH 1			SK HNV 1	1*	
40	1-1/2"							SK HNV 112	1**	
50	2"							SK HNV 2	1**	

\*10 O'rings + 10 PTFE rings \*\* 5 O'rings

## Thread Filetto Anschluss Filetage

