



# Stainless Steel Inox Edelstahl Inoxydable

# VVS

ISO A - ISO B - Standard  
ISO A - ISO B - Standard  
ISO A - ISO B - Standard  
ISO A - ISO B - Standard

Agricoltura  
Agricoltura  
Ausführung Agritechnik  
Agricoltura


Screw Together  
Innesti a vite  
Schraubkupplungen  
A Visser

Check Valves  
Valvole Unidirezionali  
Rückschraiventile  
Clapet Anti-retour

Diagnostic  
Diagnostici  
Diagnostik Kupplung  
Diagnostic


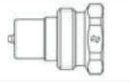

Flat Face  
Innesti Faccia Piana  
Flachdichtend  
Clapet à Face Plat






Multifaster  
Multiconnessioni  
Multikupplungen  
Multifaster

Features 	Caratteristiche 	Merkmale 	Caractéristiques 
Connexion by screwing together the two parts	Connessione avvitando maschio e femmina	Verbindung durch Verschrauben der beiden Teile	Connexion en dévissant les deux parties
Disconnexion by unscrewing the two parts	Disconnessione svitando maschio e femmina	Entkuppeln durch Abschrauben	Déconnexion en dévissant les deux parties
Shut off by poppet valve	Sistema di tenuta mediante valvola a funghetto	Verschuß durch Kegelfventil	Système d'étanchéité à clapet standard
Connectable under residual pressure	Innestabile con pressione residua	Kuppelbar unter Restdruck	Connectable sous pression résiduelle
Disconnexion under residual pressure	Disconnessione con pressione residua	Entkuppelbar unter Restdruck	Déconnexion avec une pression résiduelle
Interchangeability according to Faster internal Standards	Intercambiabilità secondo Norma interna Faster	Austauschbarkeit Faster internen Standard	Interchangeabilité conformément à la norme interne Faster

**Fields of application**  
Settori di applicazione  
Anwendungsbereiche  
Domaines d'application



Size Base BG Taille		Working pressure Pressione di esercizio Betriebsdruck Pression de service	Flow Rate Portata Durchsatz Débit	Burst Pressures Pressione di scoppio Berstdruck Pression d' éclatement		
			@ 0.2 MPa pressure drop			
mm	inch.	MPa (PSI)	l/min (GPM)	MPa (PSI)	MPa (PSI)	MPa (PSI)
6.3	1/4"	60 (8700)	8 (2.1)	280 (40600)	180 (26000)	280 (40600)
10	3/8"	65 (9500)	18 (4.8)	200 (29000)	195 (28500)	250 (36300)
12.5	1/2"	60 (8700)	30 (7.9)	195 (28500)	180 (26000)	245 (35500)
20	3/4"	50 (7300)	45 (12)	160 (23200)	150 (21800)	190 (27600)
25	1"	46 (6700)	90 (24)	140 (20300)	150 (21800)	160 (23200)
32	1 1/4"	38 (5500)	140 (37)	120 (17400)	115 (16700)	150 (21800)
40	1 1/2"	36 (5200)	300 (79)	140 (20300)	110 (16000)	155 (22500)
50	2"	21 (3000)	1000 (264)	75 (10900)	65 (9500)	85 (12500)

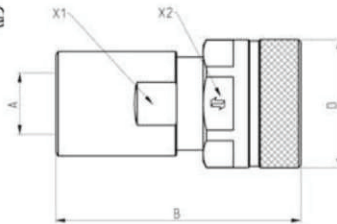
Technical Specifications	Specifiche Tecniche	Technischen Daten	Caractéristiques Techniques
 Stainless Steel AISI 316	Acciaio Inox AISI 316	Edelstahl AISI 316	Acier inoxydable AISI 316
 Viton Backup ring in PTFE	Viton Anello antiestrusione PTFE	Viton Stützring in PTFE	Viton Anneau anti-extrusion en PTFE
 -20°C to +200°C (-4°F to + 392°F)	-20°C a + 200°C (-4°F a + 392°F)	-20°C to +200°C (-4°F to + 392°F)	-20°C à +200°C (-4°F à + 392°F)
 -	-	-	-
 According to ISO 7241-2	Secondo la norma ISO 7241-2	Nach ISO 7241-2	Selon la norme ISO 7241-2

# VVS Stainless Steel

## Inox

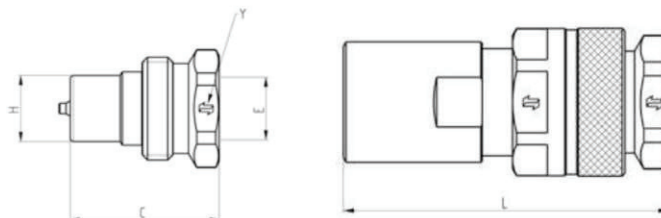
## Edelstahl

## Inoxydable



### Female - Femmina - Muffe - Femelle


Size Base BG Taille	Thread Filetto Anschluss Filetage	Part Number Codice Articolo Artikelnummer Désignation	A	B	D	X1	X2	Weight Peso Gewicht Poids	Package Confezione Verpackung Colis
mm	inch.		mm (in)	mm (in)	mm (in)	mm (in)	mm (in)	g (lbs)	No.
6.3	1/4"	F	VVS 14 GAS F 2V	1/4" BSP Female	68 (2.68)	30 (1.18)	22 (0.87)	27 (1.06)	
6.3	1/4"	F	VVS 14 NPT F 2V	1/4" NPT Female	68 (2.68)	30 (1.18)	22 (0.87)	27 (1.06)	
10	3/8"	F	VVS 38 GAS F 2V	3/8" BSP Female	76 (2.99)	40 (1.57)	30 (1.18)	36 (1.42)	
10	3/8"	F	VVS 38 NPT F 2V	3/8" NPT Female	76 (2.99)	40 (1.57)	30 (1.18)	36 (1.42)	
12.5	1/2"	F	VVS 12 GAS F 2V	1/2" BSP Female	87 (3.43)	45 (1.77)	34 (1.34)	41 (1.61)	
12.5	1/2"	F	VVS 12 NPT F 2V	1/2" NPT Female	87 (3.43)	45 (1.77)	34 (1.34)	41 (1.61)	
20	3/4"	F	VVS 34 GAS F 2V	3/4" BSP Female	106 (4.17)	55 (2.17)	41 (1.61)	50 (1.97)	
20	3/4"	F	VVS 34 NPT F 2V	3/4" NPT Female	106 (4.17)	55 (2.17)	41 (1.61)	50 (1.97)	
25	1"	F	VVS 1 GAS F 2V	1" BSP Female	124 (4.88)	60 (2.36)	50 (1.97)	55 (2.16)	
25	1"	F	VVS 1 NPT F 2V	1" NPT Female	124 (4.88)	60 (2.36)	50 (1.97)	55 (2.16)	
32	1 1/4"	F	VVS114 GAS F 2V	1 1/4" BSP Female	153 (6.02)	80 (3.15)	65 (2.56)	75 (2.95)	
32	1 1/4"	F	VVS114 NPT F 2V	1 1/4" NPT Female	153 (6.02)	80 (3.15)	65 (2.56)	75 (2.95)	
40	1 1/2"	F	VVS112 GAS F 2V	1 1/2" BSP Female	172 (6.77)	98 (3.86)	75 (2.95)	90 (3.54)	
40	1 1/2"	F	VVS112 NPT F 2V	1 1/2" NPT Female	172 (6.77)	98 (3.86)	75 (2.95)	90 (3.54)	
50	2"	F	VVS 2 GAS F 2V	2" BSP Female	207 (8.15)	129 (5.08)	100 (3.94)	125 (4.92)	
50	2"	F	VVS 2 NPT F 2V	2" NPT Female	207 (8.15)	129 (5.08)	100 (3.94)	125 (4.92)	



### Male - Maschio - Stecker - Male

Size Base BG Taille	Thread Filetto Anschluss Filetage	Part Number Codice Articolo Artikelnummer Désignation	E	C	H	L	P	Y	Weight Peso Gewicht Poids	Package Confezione Verpackung Colis
mm	inch.		mm (in)	mm (in)	mm (in)	mm (in)	mm (in)	mm (in)	g (lbs)	No.
6.3	1/4"	F	VVS 14 GAS M 2V	1/4" BSP Female	43 (1.69)	14.1 (0.56)	B+C -27 (1.06)	25 (0.98)		
6.3	1/4"	F	VVS 14 NPT M 2V	1/4" NPT Female	43 (1.69)	14.1 (0.56)	B+C -27 (1.06)	25 (0.98)		
10	3/8"	F	VVS 38 GAS M 2V	3/8" BSP Female	48 (1.89)	18.9 (0.74)	B+C -34 (1.34)	32 (1.26)		
10	3/8"	F	VVS 38 NPT M 2V	3/8" NPT Female	48 (1.89)	18.9 (0.74)	B+C -34 (1.34)	32 (1.26)		
12.5	1/2"	F	VVS 12 GAS M 2V	1/2" BSP Female	53 (2.09)	20.5 (0.81)	B+C -38 (1.50)	34 (1.34)		
12.5	1/2"	F	VVS 12 NPT M 2V	1/2" NPT Female	53 (2.09)	20.5 (0.81)	B+C -38 (1.50)	34 (1.34)		
20	3/4"	F	VVS 34 GAS M 2V	3/4" BSP Female	63 (2.48)	27.9 (1.10)	B+C -48 (1.89)	46 (1.81)		
20	3/4"	F	VVS 34 NPT M 2V	3/4" NPT Female	63 (2.48)	27.9 (1.10)	B+C -48 (1.89)	46 (1.81)		
25	1"	F	VVS 1 GAS M 2V	1" BSP Female	72 (2.83)	31.3 (1.23)	B+C -57 (2.24)	50 (1.97)		
25	1"	F	VVS 1 NPT M 2V	1" NPT Female	72 (2.83)	31.3 (1.23)	B+C -57 (2.24)	50 (1.97)		
32	1 1/4"	F	VVS114 GAS M 2V	1 1/4" BSP Female	86 (3.39)	43.9 (1.73)	B+C -72 (2.83)	65 (2.56)		
32	1 1/4"	F	VVS114 NPT M 2V	1 1/4" NPT Female	86 (3.39)	43.9 (1.73)	B+C -72 (2.83)	65 (2.56)		
40	1 1/2"	F	VVS112 GAS M 2V	1 1/2" BSP Female	95 (3.74)	53.4 (2.10)	B+C -79 (3.11)	80 (3.15)		
40	1 1/2"	F	VVS112 NPT M 2V	1 1/2" NPT Female	95 (3.74)	53.4 (2.10)	B+C -79 (3.11)	80 (3.15)		
50	2"	F	VVS 2 GAS M 2V	2" BSP Female	118 (4.65)	81.9 (3.22)	B+C -98 (3.86)	110 (4.33)		
50	2"	F	VVS 2 NPT M 2V	2" NPT Female	118 (4.65)	81.9 (3.22)	B+C -98 (3.86)	110 (4.33)		

**Accessories - Accessori - Zubehör - Accessoires**

Size Base BG Taille		Dust protections Tappi Protezione Staubschutzteile Capuchons		Dust protections Tappi Protezione Staubschutzteile Capuchons		Seal Kits Guarnizioni di ricambio Ersatzdichtungen Joints		Package Confezione Verpackung Collis	
		AISI 316	Aluminum	AISI 316	Aluminum				
mm	inch	Part Number Codice Articolo Artikelnummer Désignation	Part Number Codice Articolo Artikelnummer Désignation	Part Number Codice Articolo Artikelnummer Désignation	Part Number Codice Articolo Artikelnummer Désignation				
6.3	1/4"		TMV 14 S		TFV 14 S	N/A			
10	3/8"	TMV 38 SS	TMV 38 S	TFV 38 SS	TFV 38 S	N/A			
12.5	1/2"	TMV 12 SS	TMV 12 S	TFV 12 SS	TFV 12 S	N/A			
20	3/4"		TMV 34 S		TFV 34 S	N/A			
25	1"		TMV 1 S		TFV 1 S	N/A			
32	1 1/4"		TMV114 S		TFV114 S	N/A			
40	1 1/2"		TMV112 S		TFV112 S	N/A			
50	2"		TMV 2 S		TFV 2 S	N/A			

**Thread Filetto Anschluss Filetage**

