





# Series standard

Air / water

Series 301	Dimension	Length (m)	Hose	Media	Max. Pressure	Inlet	Outlet	Weight	Item	Pack. Dim.(mm)
	1/4"	60	without hose	air/water	200	F 1/4" G	-	7 kg	EH301602	390x280x280
	3/8"	30	without hose	air/water	200	F 3/8" G	-	7 kg	EH301303	390x280x280
<b>Specifications</b> <ul style="list-style-type: none"> <li>* Heavy-duty steel frame structure.</li> <li>* Corrosion resistant powder coating.</li> <li>* Spring tension brake, solid brass swivel.</li> <li>* Spring loaded lock pin available to prevent hose from de-reeling.</li> <li>* Mounted on floor, wall or workbench.</li> <li>* Brass &amp; stainless steel fluid path.</li> </ul>										

Series 420	Dimension	Length (m)	Hose	Media	Max. Pressure	Inlet	Outlet	Weight	Item	Pack. Dim.(mm)
	3/8"	90	without hose	air/water	200 bar	F 3/8" G	-	15 kg	EH420903	520x430x530
	1/2"	45	without hose	air/water	200 bar	F 1/2" G	-	15 kg	EH420454	520x430x530
<b>Specifications</b> <ul style="list-style-type: none"> <li>* Designed for industrial applications where longer length of hose is required</li> <li>* Constructed with heavy-duty powder coated steel</li> <li>* Full flow swivel joint folded handling</li> <li>* Open hose slot drum design</li> <li>* Spring loaded lock pin available to prevent hose from de-reeling</li> <li>* Large reeling capacity</li> </ul>										

Series 901	Dimension	Length (m)	Hose	Media	Max. Pressure	Inlet	Outlet	Weight	Item	Pack. Dim.(mm)
	3/8"	60	without hose	air/water	20 bar	F 3/8" G	-	23 kg	EH901603	700x620x500
	1/2"	30	without hose	air/water	20 bar	F 1/2" G	-	23 kg	EH901304	700x620x500
<b>Specifications</b> <ul style="list-style-type: none"> <li>* Heavy-duty metal tube frame structure</li> <li>* Corrosion resistant powder coating</li> <li>* Solid 8" rubber tyres, removable crank handle</li> <li>* Adjustable feet prevent reel from slipping forward when pulling hose out</li> </ul>										

Series 491	Dimension	Length (m)	Hose	Media	Max. Pressure	Inlet	Outlet	Weight	Item	Pack. Dim.(mm)
	9,5/13mm	30	PU	air	16 bar	plug	coupling	10 kg	491330	340x300x370
<b>Specifications</b> <ul style="list-style-type: none"> <li>* Universal rotation</li> <li>* Heavy-duty steel frame structure</li> <li>* Corrosion resistant powder coating</li> <li>* Adjustable brake, solid brass swivel</li> <li>* Include 43" lead-in hose, 360° pivot base</li> </ul>										