

# Adapters

## General technical information

**Working Temperature**  
-40°C to +90°C (NBR)  
depending on the  
respective flow medium.

Material	Standard
Adapters	Steel, Zinc Plated, Yellow passivated
Seal	NBR



### Screw-in adapters: Sealing through edge seal

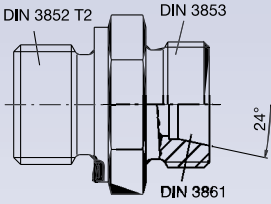
Description	Screw-in plug with sealing through edge seal	
	Inch system	Metric
<b>Thread</b>		
Thread profile	G 1/4 A DIN/ISO 228-T1	M 16 x 1,5 ISO 261; ISO 724; DIN 13-T5-T7
Other common thread designation examples	GB: 1/4BSPP Japan: 1/4PF	—
Screw-in plug	DIN 3852 T2, Form B ISO 1179-1	DIN 3852 T1, Form B ISO 9974-3
Screw-in hole	DIN 3852 T2, Form X, Y ISO 1179-1	DIN 3852 T1, Form X, Y ISO 9974-1
Notes for use		
- Resistance to pressure	very high	very high
- Sealing properties	good	good
- Sealant required	no	no
Special features	Suitable with aggressive media and very low or very high temperatures, where the use of elastomer seals is not possible.	Suitable with aggressive media and very low or very high temperatures, where the use of elastomer seals is not possible.

### Screw-in adapters: Seal using EOLASTIC sealant

Description	Screw-in plug with sealing through EOLASTIC sealant	
	Inch system	Metric
<b>Thread</b>		
Thread profile	G 1/4 A DIN/ISO 228-T1	M 16 x 1,5 ISO 261; ISO 724; DIN 13-T5-T7
Screw-in plug	DIN 3852 T11, Form E ISO 1179-2	DIN 3852 T11, Form E ISO 9974-2
Screw-in hole	DIN 3852 T2, Form X, Y ISO 1179-1	DIN 3852 T1, Form X, Y ISO 9974-1
Notes for use		
- Resistance to pressure	very high	very high
- Sealing properties	good	good
- Sealant required	no	no
Special features	Compact, soft-sealing screw-in adapter	Compact, soft-sealing screw-in adapter

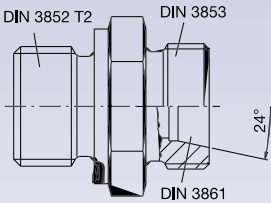
## Adapters – Soft sealing, light series

## TEMA Accessories

	Thread	Part Number	DS
	<b>1/8" - 6 L (M 12 x 1,5)</b>	TDN10/12SWDL	■
	1/4" - 6 L (M 12 x 1,5)	TDN13/12SWDL	■
	<b>1/4" - 8 L (M 14 x 1,5)</b>	TDN13/14SWDL	■
	3/8" - 8 L (M 14 x 1,5)	TDN17/14SWDL	■
	<b>1/4" - 10 L (M 16 x 1,5)</b>	TDN13/16SWDL	■
	3/8" - 10 L (M 16 x 1,5)	TDN17/16SWDL	■
	1/2" - 10 L (M 16 x 1,5)	TDN21/16SWDL	■
	1/4" - 12 L (M 18 x 1,5)	TDN13/18SWDL	■
	<b>3/8" - 12 L (M 18 x 1,5)</b>	TDN17/18SWDL	■
	1/2" - 12 L (M 18 x 1,5)	TDN21/18SWDL	■
	3/8" - 15 L (M 22 x 1,5)	TDN17/22SWDL	■
	<b>1/2" - 15 L (M 22 x 1,5)</b>	TDN21/22SWDL	■
	3/4" - 15 L (M 22 x 1,5)	TDN26/22SWDL	■
	3/8" - 18 L (M 26 x 1,5)	TDN17/26SWDL	■
	<b>1/2" - 18 L (M 26 x 1,5)</b>	TDN21/26SWDL	■
	3/4" - 18 L (M 26 x 1,5)	TDN26/26SWDL	■
	1/2" - 22 L (M 30 x 2)	TDN21/30SWDL	■
	<b>3/4" - 22 L (M 30 x 2)</b>	TDN26/30SWDL	■
	1" - 22 L (M 30 x 2)	TDN33/30SWDL	■
	3/4" - 28 L (M 36 x 2)	TDN26/36SWDL	■
<b>1" - 28 L (M 36 x 2)</b>	TDN33/36SWDL	■	
1" - 35 L (M 45 x 2)	TDN33/45SWDL	■	
<b>1 1/4" - 35 L (M 45 x 2)</b>	TDN42/45SWDL	■	
<b>1 1/2" - 42 L (M 52 x 2)</b>	TDN48/52SWDL	■	

## Adapters – Soft sealing, heavy-duty series

## TEMA Accessories

	Thread	Part Number	DS
	<b>1/4" - 8 S (M 16 x 1,5)</b>	TDN13/16SWDS	■
	3/8" - 8 S (M 16 x 1,5)	TDN17/16SWDS	■
	1/4" - 10 S (M 18 x 1,5)	TDN13/18SWDS	■
	<b>3/8" - 10 S (M 18 x 1,5)</b>	TDN17/18SWDS	■
	1/2" - 10 S (M 18 x 1,5)	TDN21/18SWDS	■
	1/4" - 12 S (M 20 x 1,5)	TDN13/20SWDS	■
	<b>3/8" - 12 S (M 20 x 1,5)</b>	TDN17/20SWDS	■
	1/2" - 12 S (M 20 x 1,5)	TDN21/20SWDS	■
	3/8" - 14 S (M 22 x 1,5)	TDN17/22SWDS	■
	<b>1/2" - 14 S (M 22 x 1,5)</b>	TDN21/22SWDS	■
	3/8" - 16 S (M 24 x 1,5)	TDN17/24SWDS	■
	<b>1/2" - 16 S (M 24 x 1,5)</b>	TDN21/24SWDS	■
	3/4" - 16 S (M 24 x 1,5)	TDN26/24SWDS	■
	1/2" - 20 S (M 30 x 2)	TDN21/30SWDS	■
	<b>3/4" - 20 S (M 30 x 2)</b>	TDN26/30SWDS	■
	1/2" - 25 S (M 36 x 2)	TDN21/36SWDS	■
	3/4" - 25 S (M 36 x 2)	TDN26/36SWDS	■
<b>1" - 25 S (M 36 x 2)</b>	TDN33/36SWDS	■	

DS = Delivery Status:

■ in stock

■ on short call

■ medium term delivery

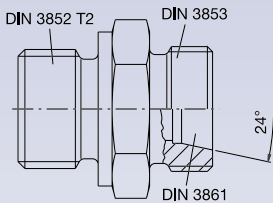
**Adapters – Soft sealing, heavy-duty series**

**TEMA Accessories**

	Thread	Part Number	DS
For technical drawing see previous page	1" - 30 S (M 42 x 2)	TDN33/42SWDS	■
	<b>1 1/4" - 30 S (M 42 x 2)</b>	TDN42/42SWDS	■
	1 1/4" - 38 S (M 52 x 2)	TDN42/48SWDS	■
	<b>1 1/2" - 38 S (M 52 x 2)</b>	TDN48/48SWDS	■

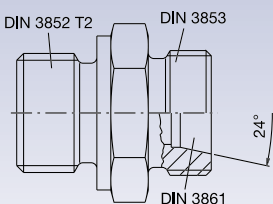
**Adapters – metal-to-metal seal, light series**

**TEMA Accessories**

	Thread	Part Number	DS
	<b>1/8" - 6L (M 12 x 1,5)</b>	TDN10/12SMDL	■
	1/4" - 6L (M 12 x 1,5)	TDN13/12SMDL	■
	<b>1/4" - 8L (M 14 x 1,5)</b>	TDN13/14SMDL	■
	3/8" - 8L (M 14 x 1,5)	TDN17/14SMDL	■
	<b>1/4" - 10L (M 16 x 1,5)</b>	TDN13/16SMDL	■
	3/8" - 10L (M 16 x 1,5)	TDN17/16SMDL	■
	1/2" - 10L (M 16 x 1,5)	TDN21/16SMDL	■
	1/4" - 12L (M 18 x 1,5)	TDN13/18SMDL	■
	<b>3/8" - 12L (M 18 x 1,5)</b>	TDN17/18SMDL	■
	1/2" - 12L (M 18 x 1,5)	TDN21/18SMDL	■
	3/8" - 15L (M 22 x 1,5)	TDN17/22SMDL	■
	<b>1/2" - 15L (M 22 x 1,5)</b>	TDN21/22SMDL	■
	3/4" - 15L (M 22 x 1,5)	TDN26/22SMDL	■
	3/8" - 18L (M 26 x 1,5)	TDN17/26SMDL	■
	<b>1/2" - 18L (M 26 x 1,5)</b>	TDN21/26SMDL	■
	3/4" - 18L (M 26 x 1,5)	TDN26/26SMDL	■
	1/2" - 22L (M 30 x 2)	TDN21/30SMDL	■
	<b>3/4" - 22L (M 30 x 2)</b>	TDN26/30SMDL	■
	1" - 22L (M 30 x 2)	TDN33/30SMDL	■
	3/4" - 28L (M 36 x 2)	TDN26/36SMDL	■
	<b>1" - 28L (M 36 x 2)</b>	TDN33/36SMDL	■
	1" - 35L (M 45 x 2)	TDN33/45SMDL	■
	<b>1 1/4" - 35L (M 45 x 2)</b>	TDN42/45SMDL	■
	<b>1 1/2" - 42L (M 52 x 2)</b>	TDN48/52SMDL	■

**Adapters – metal-to-metal seal, heavy-duty series**

**TEMA Accessories**

	Thread	Part Number	DS
	<b>1/4" - 6 S (M 12 x 1,5)</b>	TDN13/12SMDS	■
	<b>1/4" - 8 S (M 16 x 1,5)</b>	TDN13/16SMDS	■
	3/8" - 8 S (M 16 x 1,5)	TDN17/16SMDS	■
	1/4" - 10 S (M 18 x 1,5)	TDN13/18SMDS	■
	<b>3/8" - 10 S (M 18 x 1,5)</b>	TDN17/18SMDS	■
	1/2" - 10 S (M 18 x 1,5)	TDN21/18SMDS	■
	1/4" - 12 S (M 20 x 1,5)	TDN13/20SMDS	■
	<b>3/8" - 12 S (M 20 x 1,5)</b>	TDN17/20SMDS	■
	1/2" - 12 S (M 20 x 1,5)	TDN21/20SMDS	■

DS = Delivery Status:

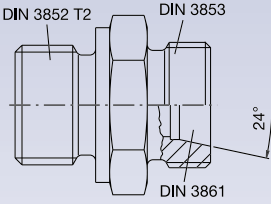
■ in stock

■ on short call

■ medium term delivery

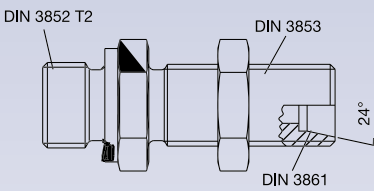
## Adapters – metal-to-metal seal, heavy-duty series

## TEMA Accessories

	Thread	Part Number	DS
	3/8" - 14 S (M 22 x 1,5)	TDN17/22SMDS	<input type="checkbox"/>
	<b>1/2" - 14 S (M 22 x 1,5)</b>	TDN21/22SMDS	<input checked="" type="checkbox"/>
	3/8" - 16 S (M 24 x 1,5)	TDN17/24SMDS	<input checked="" type="checkbox"/>
	<b>1/2" - 16 S (M 24 x 1,5)</b>	TDN21/24SMDS	<input checked="" type="checkbox"/>
	3/4" - 16 S (M 24 x 1,5)	TDN26/24SMDS	<input checked="" type="checkbox"/>
	1/2" - 20 S (M 30 x 2)	TDN21/30SMDS	<input checked="" type="checkbox"/>
	<b>3/4" - 20 S (M 30 x 2)</b>	TDN26/30SMDS	<input checked="" type="checkbox"/>
	3/4" - 25 S (M 36 x 2)	TDN26/36SMDS	<input checked="" type="checkbox"/>
	<b>1" - 25 S (M 36 x 2)</b>	TDN33/36SMDS	<input checked="" type="checkbox"/>
	1" - 30 S (M 42 x 2)	TDN33/42SMDS	<input checked="" type="checkbox"/>
	<b>1 1/4" - 30 S (M 42 x 2)</b>	TDN42/42SMDS	<input checked="" type="checkbox"/>
	1 1/4" - 38 S (M 52 x 2)	TDN42/52SMDS	<input checked="" type="checkbox"/>
	<b>1 1/2" - 38 S (M 52 x 2)</b>	TDN48/52SMDS	<input checked="" type="checkbox"/>

## Adapter Panel Mounts – soft sealing, light series

## TEMA Accessories

	Thread	Part Number	DS
	<b>1/4" - 8 L (M 14 x 1,5)</b>	TDN13/14SWDLS	<input checked="" type="checkbox"/>
	3/8" - 8 L (M 14 x 1,5)	TDN17/14SWDLS	<input checked="" type="checkbox"/>
	1/2" - 8 L (M 14 x 1,5)	TDN21/14SWDLS	<input checked="" type="checkbox"/>
	<b>1/4" - 10 L (M 16 x 1,5)</b>	TDN13/16SWDLS	<input checked="" type="checkbox"/>
	3/8" - 10 L (M 16 x 1,5)	TDN17/16SWDLS	<input checked="" type="checkbox"/>
	1/2" - 10 L (M 16 x 1,5)	TDN21/16SWDLS	<input checked="" type="checkbox"/>
	1/4" - 12 L (M 18 x 1,5)	TDN13/18SWDLS	<input checked="" type="checkbox"/>
	<b>3/8" - 12 L (M 18 x 1,5)</b>	TDN17/18SWDLS	<input checked="" type="checkbox"/>
	1/2" - 12 L (M 18 x 1,5)	TDN21/18SWDLS	<input checked="" type="checkbox"/>
	3/8" - 15 L (M 22 x 1,5)	TDN17/22SWDLS	<input checked="" type="checkbox"/>
	<b>1/2" - 15 L (M 22 x 1,5)</b>	TDN21/22SWDLS	<input checked="" type="checkbox"/>
	3/4" - 15 L (M 22 x 1,5)	TDN26/22SWDLS	<input checked="" type="checkbox"/>
	3/8" - 18 L (M 26 x 1,5)	TDN17/26SWDLS	<input checked="" type="checkbox"/>
	<b>1/2" - 18 L (M 26 x 1,5)</b>	TDN21/26SWDLS	<input checked="" type="checkbox"/>
	3/4" - 18 L (M 26 x 1,5)	TDN26/26SWDLS	<input checked="" type="checkbox"/>
	1/2" - 22 L (M 30 x 2)	TDN21/30SWDLS	<input checked="" type="checkbox"/>
	<b>3/4" - 22 L (M 30 x 2)</b>	TDN26/30SWDLS	<input checked="" type="checkbox"/>
	1" - 22 L (M 30 x 2)	TDN33/30SWDLS	<input checked="" type="checkbox"/>
	3/4" - 28 L (M 36 x 2)	TDN26/36SWDLS	<input checked="" type="checkbox"/>
	<b>1" - 28 L (M 36 x 2)</b>	TDN33/36SWDLS	<input checked="" type="checkbox"/>

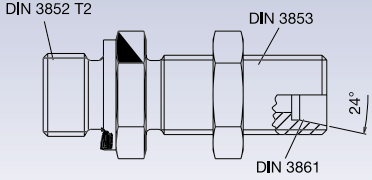
Metal-to-metal sealing on request.

DS = Delivery Status:

 in stock on short call medium term delivery

## Adapter Panel Mounts – soft sealing, heavy-duty series

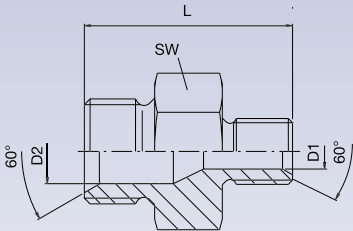
## TEMA Accessories

	Thread	Part Number	DS
	1/2" - 12 S (M 20 x 1,5)	TDN21/20SWDSS	<input type="checkbox"/>
	<b>1/2" - 16 S (M 24 x 1,5)</b>	TDN21/24SWDSS	<input checked="" type="checkbox"/>
	3/4" - 16 S (M 24 x 1,5)	TDN26/24SWDSS	<input checked="" type="checkbox"/>
	<b>3/4" - 20 S (M 30 x 2)</b>	TDN26/30SWDSS	<input checked="" type="checkbox"/>
	3/4" - 25 S (M 36 x 2)	TDN26/36SWDSS	<input type="checkbox"/>
	<b>1" - 25 S (M 36 x 2)</b>	TDN33/36SWDSS	<input checked="" type="checkbox"/>
	1 1/4" - 30 S (M 42 x 2)	TDN42/42SWDSS	<input type="checkbox"/>

Metal-to-metal sealing on request.

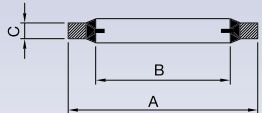
## Adapters in inches

## TEMA Accessories

	Thread	L mm	Hex SW	D1 mm	D2 mm	Part Number	DS
	1/8"-1/8"	25	14	4	-	TDNS1	<input type="checkbox"/>
	1/4"-1/4"	28,5	19	7	-	TDNS2	<input type="checkbox"/>
	3/8"-3/8"	32	22	9	-	TDNS3	<input type="checkbox"/>
	1/2"-1/2"	38	27	13	-	TDNS4	<input type="checkbox"/>
	3/4"-3/4"	44	32	18	-	TDNS6	<input checked="" type="checkbox"/>
	1"-1"	49	41	24,5	-	TDNS7	<input type="checkbox"/>
	1/8"-1/4"	28	19	4	7	TDNS11	<input type="checkbox"/>
	1/8"-3/8"	29	22	4	9	TDNS12	<input type="checkbox"/>
	1/4"-3/8"	31	22	7	9	TDNS14	<input checked="" type="checkbox"/>
	1/4"-1/2"	34	27	7	13	TDNS15	<input type="checkbox"/>
	3/8"-1/2"	36	27	9	13	TDNS16	<input type="checkbox"/>
	1/2"-3/4"	42	32	13	18	TDNS20	<input type="checkbox"/>
	3/4"-1"	47	41	18	24,5	TDNS23	<input type="checkbox"/>
	1"-1 1/4"	51	50	24,5	31	TDNS24	<input checked="" type="checkbox"/>

## Bonded Seals

## TEMA Accessories

	for Inch and Metric threads	A	B	C	Part Number	DS
 <p><b>NBR-membrane</b></p>	1/8"	16	10,3	2	TGS1	<input checked="" type="checkbox"/>
	1/4"	20,6	13,7	2	TGS2	<input checked="" type="checkbox"/>
	3/8"	23,9	17,2	2	TGS3	<input checked="" type="checkbox"/>
	1/2"	28,6	21,5	2,5	TGS4	<input checked="" type="checkbox"/>
	3/4"	35	27	2,5	TGS5	<input checked="" type="checkbox"/>
	1"	42,8	33,8	3	TGS6	<input checked="" type="checkbox"/>
	M 12	18	12,8	1,5	TGSM12	<input type="checkbox"/>
	M 14	22	14,8	1,5	TGSM14	<input type="checkbox"/>
	M 16	24	16,8	1,5	TGSM16	<input type="checkbox"/>
	M 18	26	18,8	1,5	TGSM18	<input type="checkbox"/>
	M 22	30	22,7	2	TGSM22	<input checked="" type="checkbox"/>

Rubber-Steel-Seals made of stainless steel and FKM membrane on request.

DS = Delivery Status:

 in stock on short call medium term delivery